

National Institutional Ranking Framework
Ministry of Human Resource Development
Government of India
Welcome to Data Capturing System: PHARMACY

Submitted Institute Data for NIRF'2020'

Institute Name: Narasaraopeta Institute of Pharmaceutical Sciences [IR-P-C-17912]

Sanctioned (Approved) Intake

Academic Year	2018-19	2017-18	2016-17	2015-16	2014-15	2013-14
UG [4 Years Program(s)]	100	100	100	100	-	-
PG [2 Year Program(s)]	45	45	-	-	-	-
PG [6 Years Program(s)]	30	30	30	30	30	30

Total Actual Student Strength (Program(s) Offered by Your Institution)

(All programs of all years)	No. of Male Students	No. of Female Students	Total Students	Within State (Including male & female)	Outside State (Including male & female)	Outside Country (Including male & female)	Economically Backward (Including male & female)	Socially Challenged (SC+ST+OBC Including male & female)	No. of students receiving full tuition fee reimbursement from the State and Central Government	No. of students receiving full tuition fee reimbursement from Institution Funds	No. of students receiving full tuition fee reimbursement from the Private Bodies	No. of students who are not receiving full tuition fee reimbursement
UG [4 Years Program(s)]	156	181	337	337	0	0	88	148	61	0	0	175
PG [2 Year Program(s)]	28	35	63	63	0	0	21	32	17	0	0	36
PG [6 Year Program(s)]	52	98	150	150	0	0	22	68	26	0	1	63

Placement & Higher Studies

UG [4 Years Program(s)]: Placement & higher studies for previous 3 years

Academic Year	No. of first year students intake in the year	No. of first year students admitted in the year	Academic Year	No. of students admitted through Lateral entry	Academic Year	No. of students graduating in minimum stipulated time	No. of students placed	Median salary of placed graduates(Amount in Rs.)	No. of students selected for Higher Studies
2013-14	100	52	2014-15	0	2016-17	30	10	180000(OneLakh Eighty Thousand Only)	20
2014-15	100	39	2015-16	0	2017-18	25	21	180000(One Lakh Eighty Thousand Only)	4
2015-16	100	76	2016-17	0	2018-19	31	30	180000(One Lakh Eighty Thousand Only)	1

PG [2 Years Program(s)]: Placement & higher studies for previous 3 years

Academic Year	No. of first year students intake in the year	No. of first year students admitted in the year	Academic Year	No. of students graduating in minimum stipulated time	No. of students placed	Median salary of placed graduates(Amount in Rs.)	No. of students selected for Higher Studies
---------------	-----------------------------------------------	-------------------------------------------------	---------------	-------------------------------------------------------	------------------------	--------------------------------------------------	---------------------------------------------

PRINCIPAL
NARASARAOPETA INSTITUTE OF PHARMACEUTICAL SCIENCES
Kulappakanda Road, YELLAMANDA (P.O.)
NARASARAOPET - 522 601

2015-16	90	45	2016-17	40	4	216000(Two Lakhs Sixteen Thousand Only)	0
2016-17	90	50	2017-18	15	7	216000(Two Lkhs Sixteen Thousand Only)	0
2017-18	45	23	2018-19	12	7	216000(Two Lakhs Sixteen Thousand Only)	0

PG [6 Years Program(s)]: Placement & higher studies for previous 3 years

Academic Year	No. of first year students intake in the year	No. of first year students admitted in the year	Academic Year	No. of students graduating in minimum stipulated time	No. of students placed	Median salary of placed graduates(Amount in Rs.)	No. of students selected for Higher Studies
2011-12	0	0	2016-17	0	0	0(Zero)	0
2012-13	30	30	2017-18	29	22	240000(Two Lakhs Forty Thousand Only)	1
2013-14	30	25	2018-19	15	8	216000(Two Lakhs Sixteen Thousand Only)	0


Ph.D Student Details

Ph.D (Student pursuing doctoral program till 2017-18; Students admitted in the academic year 2018-19 should not be entered here.)			
Full Time		Total Students	
Part Time		0	
		0	
No. of Ph.D students graduated (including Integrated Ph.D)			
	2018-19	2017-18	2016-17
Full Time	0	0	0
Part Time	0	0	0

Financial Resources: Utilised Amount for the Capital expenditure for previous 3 years

Academic Year	2018-19	2017-18	2016-17
	Utilised Amount	Utilised Amount	Utilised Amount
Annual Capital Expenditure on Academic Activities and Resources (excluding expenditure on buildings)			
Library	131357 (OneLakh Thirty One Thousand Thre Hundred and Fifty Seven Only)	133942 (One lakh Thirty Three Thousand Nine Hundred and Forty Two Only)	276711 (Two Lakhs Seventy Six thousand Seven hundred and Eleven Only)
New Equipment for Laboratories	1192832 (Eleven Lakhs Ninty Two ThousandEight hundred and Thirty Two Only)	1127724 (Eleven Lakhs Twenty Seven Thousand Seven Hundred and Twenty Four Only)	81107 (Eighty One Thousand One Hundred and Seven Only)
Other expenditure on creation of Capital Assets (excluding expenditure on Land and Building)	3723098 (Thirty Seven LakhsTwenty Three Thousand Ninty Eight Only)	2493628 (Twenty Four Lakhs Ninty Three Thousand Six Hundred and Twenty Eight Only)	3559407 (Three Crore Fifty Lakhs Nine Thousand Four Hundred and Seven Only)

Financial Resources: Utilised Amount for the Operational expenditure for previous 3 years


PRINCIPAL
NARASARAOPETA INSTITUTE OF
PHARMACEUTICAL SCIENCES
 Kotappakonda Road, YELLAMANDA (PO.
 NARASARAOPET - 522 001
 - A.P

Academic Year	2018-19	2017-18	2016-17
	Utilised Amount	Utilised Amount	Utilised Amount
Annual Operational Expenditure			
Salaries (Teaching and Non Teaching staff)	21808255 (Two Crore Eighteen Lakhs Eight Thousand Two Hundred and Fifty Five Only)	13231700 (One Crore Thirty Two Lakhs Thirty One Thousand Seven Hundred Only)	7239846 (Seventy Two Lakhs Thirty Nine Thousand Eight Hundred and Forty Six Only)
Maintenance of Academic Infrastructure or consumables and other running expenditures(excluding maintenance of hostels and allied services,rent of the building, depreciation cost, etc)	3256440 (Thirty Two Lakhs Fifty Six Thousand Four Hundred and Forty Only)	2922973 (Twenty Nine Lakhs Twenty Two Thousand Nine Hundred and Seventy Three Only)	1296508 (Twelve Lakhs Ninty Six Thousand Five Hundred and Eight Only)
Seminars/Conferences/Workshops	168263 (One Lakh Sixty Eight Thousand Two Hundred and Sixty Three Only)	194730 (One Lakh Ninty four Thousand Seven Hundred and Thirty Only)	21590 (Twenty One Thousand Five Hundred and Ninty Only)

IPR

Calendar year	2018	2017	2016
No. of Patents Published	0	0	0
No. of Patents Granted	0	0	0

Sponsored Research Details

Financial Year	2018-19	2017-18	2016-17
Total no. of Sponsored Projects	0	0	0
Total no. of Funding Agencies	0	0	0
Total Amount Received (Amount in Rupees)	0	0	0
Amount Received in Words	Zero	Zero	Zero

Consultancy Project Details

Financial Year	2018-19	2017-18	2016-17
Total no. of Consultancy Projects	0	0	0
Total no. of Client Organizations	0	0	0
Total Amount Received (Amount in Rupees)	0	0	0
Amount Received in Words	Zero	Zero	Zero

PCS Facilities: Facilities of physically challenged students

1. Do your institution buildings have Lifts/Ramps?	Yes, less than 40% of the buildings
2. Do your institution have provision for walking aids, including wheelchairs and transportation from one building to another for handicapped students?	Yes
3. Do your institution buildings have specially designed toilets for handicapped students?	Yes, more than 40% of the buildings

Awards Details

1. How many faculty member of your institution have received highly reputed national/international awards/recognition from central government agencies in the previous academic year 2018-19	0
----------------------------------------------------------------------------------------------------------------------------------------------------------------------------------------------	---

PRINCIPAL
 NARASARAOPETA INSTITUTE OF
 PHARMACEUTICAL SCIENCES
 Kottappakonda Road, YELLAMANDA (PO.)
 NARASARAOPETA - 522 801

2.How many students of your institution have won international awards in the previous academic year 2018-19

0

Accreditation

NBA Accreditation

1.Does your institute have a valid NBA Accreditation?

NO

Village Adoption

Have your institute adopted any village under Unnat Bharat Scheme?

YES

Faculty Details


Srno	Name	Age	Designation	Gender	Qualification	Experience (In Months)	Is Associated Last Year	Currently working with institution?	Joining Date	Leaving Date	Association type
1	Ms VALLAMBOTLA PAVANI	27	Assistant Professor	Female	Doctor of Pharmacy	58	Yes	No	15-06-2016	20-05-2019	Regular
2	Mr CHANDOLU VENKATA ROHIT KUMAR	27	Assistant Professor	Male	Doctor of Pharmacy	49	Yes	No	15-06-2016	16-09-2019	Regular
3	Mr HARI KRISHNA KOMMANABOINA	25	Assistant Professor	Male	Doctor of Pharmacy	20	No	No	03-11-2017	27-05-2019	Regular
4	Dr Inturi Srikanth	34	Professor	Male	Ph.D	150	No	No	04-06-2018	27-07-2019	Regular
5	Mrs Y Suvama	30	Associate Professor	Female	M. Pharm	104	No	No	05-09-2018	22-05-2019	Regular
6	Dr N V PRAVEEN KUMAR TAVVA	36	Associate Professor	Male	Doctor of Pharmacy	130	Yes	Yes	01-11-2012	--	Regular
7	DR J N SURESH KUMAR	50	Professor	Male	Ph.D	324	Yes	Yes	10-05-2012	--	Regular
8	Mr MYLA VENKATA ANJANEYULU	32	Associate Professor	Male	M. Pharm	84	Yes	Yes	01-08-2012	--	Regular
9	Mr KOPPURAVUR I NAGA PRASHANT	31	Associate Professor	Male	M. Pharm	106	Yes	No	15-11-2012	22-05-2019	Regular
10	Mrs GAVINI SWARUPA RANI	34	Associate Professor	Female	M. Pharm	120	Yes	Yes	23-11-2012	--	Regular
11	Mr KAIPU MALLIKARJUNA REDDY	35	Associate Professor	Male	M. Pharm	146	Yes	No	02-06-2013	22-05-2019	Regular
12	Mr SREENIVASA REDDY GADDAM	33	Assistant Professor	Male	M. Pharm	95	Yes	Yes	01-11-2014	--	Regular
13	Dr CHANDAN KUMAR BRAHMA	40	Professor	Male	Ph.D	166	Yes	No	03-11-2014	22-05-2019	Regular
14	Mr BHUSARAPU SATYA PRASAD	29	Assistant Professor	Male	M. Pharm	58	Yes	Yes	07-01-2015		Regular

PRINCIPAL
NARASARAOPETA INSTITUTE OF
PHARMACEUTICAL SCIENCES
Kotepetkonda Road, YELLAMANDA (PO..
NARASARAOPETA - 522 801

15	Mrs YEJERLA RATNA KUMARI	34	Associate Professor	Female	M. Pharm	108	Yes	Yes	23-09-2015	--	Regular
16	Mr KUMBHA SRINIVASA RAO	30	Associate Professor	Male	M. Pharm	63	Yes	Yes	10-08-2015	--	Regular
17	Mr SHAIK RASOOL	33	Assistant Professor	Male	M. Pharm	73	Yes	Yes	09-09-2015	--	Regular
18	Dr TAMGIRALA NAGA RAVI KIRAN	33	Professor	Male	M. Pharm	134	Yes	Yes	11-06-2016	--	Regular
19	Mrs A VS MADHU LATHA	32	Associate Professor	Female	M. Pharm	120	Yes	Yes	11-06-2016	--	Regular
20	Mr KOTA MAHENDRA KUMAR	29	Assistant Professor	Male	M. Pharm	64	Yes	Yes	09-09-2015	--	Regular
21	Mr VENKATESWARL U GUDDETI	34	Associate Professor	Male	M. Pharm	132	Yes	Yes	20-06-2016	--	Regular
22	Mr PILLI SURYA BHASKARA RAO	29	Assistant Professor	Male	M. Pharm	60	Yes	Yes	01-07-2016	--	Regular
23	Dr VIJAYABHASKAR AREDDY T	35	Professor	Male	Ph.D	168	Yes	Yes	01-11-2016	--	Regular
24	Mrs YAMARTHI PRATHYUSHA	26	Assistant Professor	Female	MSc(Statistics)	67	Yes	Yes	29-08-2016	--	Regular
25	Dr HARI RAGHU RAM DESU	43	Professor	Male	Ph.D	193	Yes	Yes	15-12-2016	--	Regular
26	Mrs SANIKOMMU CHARISHMA	29	Assistant Professor	Female	M. Pharm	37	Yes	Yes	01-07-2017	--	Regular
27	Dr SHAIK FARAHAN SUBAHAN	26	Assistant Professor	Male	Doctor of Pharmacy	41	Yes	No	01-02-2017	31-05-2019	Regular
28	Dr AVALA MANIKANTA KUMAR	33	Professor	Male	Ph.D	156	Yes	Yes	06-02-2017	--	Regular
29	Mr SYED GOUSE FIROZ	27	Assistant Professor	Male	M. Pharm	54	Yes	Yes	02-06-2017	--	Regular
30	Mrs DESU PREMA LATHA	39	Assistant Professor	Female	M.A	108	Yes	No	19-06-2017	01-05-2019	Regular
31	Mrs SIVARATHRI V PADMAVATHI	28	Assistant Professor	Female	M. Pharm	40	Yes	Yes	05-07-2017	--	Regular
32	S BHARAT KUMAR KATTAMURI	31	Assistant Professor	Male	M. Pharm	59	Yes	Yes	05-07-2017	--	Regular
33	Ms GURRAPU SINDHU SRAVANTHI	26	Assistant Professor	Female	M. Pharm	48	Yes	Yes	28-07-2017	--	Regular
34	Mr SHAIK ABDUL SALEEM	33	Associate Professor	Male	M. Pharm	118	Yes	Yes	01-08-2017	--	Regular
35	Mr MURIKIPUDI KOTESWARA RAO	34	Assistant Professor	Male	M. Pharm	104	No	Yes	05-07-2017	--	Regular

PRINCIPAL
NARASARAOPETA INSTITUTE OF
PHARMACEUTICAL SCIENCES
Kotappakonda Road, YELLAMANDA (PO).
NARASARAOPET - 522 801

36	Mr MALEPATI RAMA KRISHNA	37	Associate Professor	Male	M. Pharm	142	No	Yes	03-11-2017	--	Regular
37	Mr P N M KAMAL	30	Assistant Professor	Male	M. Pharm	92	No	Yes	05-07-2017	--	Regular
38	Mr PUNATI LINGESWARA RAO	40	Associate Professor	Male	M. Pharm	165	No	Yes	11-05-2017	--	Regular
39	Mr D Pardha Saradhi	33	Assistant Professor	Male	M. Pharm	43	No	Yes	06-03-2018	--	Regular
40	Mrs Mediboina Kasturi	28	Assistant Professor	Female	M. Pharm	84	No	Yes	04-06-2018	--	Regular
41	Mr K Sri Rama Krishna	40	Associate Professor	Male	M. Pharm	120	No	Yes	01-08-2018	--	Regular
42	Mr K Hari Prasath	39	Associate Professor	Male	M. Pharm	120	No	Yes	04-06-2018	--	Regular
43	Dr S Bhavya sai	24	Assistant Professor	Female	M. Pharm	42	No	Yes	23-07-2018	--	Regular
44	Mr ADAVATH SRINU	32	Assistant Professor	Male	M. Pharm	31	No	No	06-03-2018	17-07-2019	Regular
45	PULIPONGU LAZARU	42	Associate Professor	Male	M. Pharm	144	Yes	Yes	27-11-2018	--	Regular
46	GOVARDHANA CHARYT	30	Assistant Professor	Male	M. Pharm	22	Yes	Yes	04-01-2018	--	Regular
47	NALAM VENKATA MANASA	27	Assistant Professor	Female	M. Pharm	9	Yes	Yes	01-01-2019	--	Regular
48	DASARI NAOMI BLESSY	25	Assistant Professor	Female	Doctor of Pharmacy	21	Yes	No	28-01-2019	01-07-2019	Regular
49	POLURI NAGAMANI	26	Assistant Professor	Female	M. Pharm	5	Yes	Yes	01-03-2019	--	Regular
50	AREPALLIBALA	28	Assistant Professor	Female	M. Pharm	27	Yes	Yes	07-08-2017	--	Regular
51	MEDA ASHOK	24	Assistant Professor	Male	M. Pharm	10	Yes	Yes	28-01-2019	--	Regular
52	KRISHNA KUMARI	45	Assistant Professor	Female	M. Pharm	26	Yes	No	28-01-2019	17-05-2019	Regular
53	VUYYURU SIREESHA	24	Assistant Professor	Female	M. Pharm	11	Yes	Yes	28-01-2019	--	Regular
54	CHAKKAKALYANI	24	Assistant Professor	Female	M. Pharm	11	Yes	Yes	28-01-2019	--	Regular
55	MADDIGUNTALA VAMSI	29	Assistant Professor	Male	M. Pharm	18	Yes	No	28-01-2019	17-06-2019	Regular
56	KETAVATU RAMADEVIBAI	28	Assistant Professor	Female	M. Pharm	9	Yes	Yes	01-03-2019	--	Regular


PRINCIPAL
NARASARAOPETA INSTITUTE OF
PHARMACEUTICAL SCIENCES
 Kotappakonda Road, YELAMANDA (PO),
 NARASARAOPET - 522 801



National Institutional Ranking Framework
Ministry of Human Resource Development
Government of India



Welcome to Data Capturing System: PHARMACY

Institute ID: IR-P-C-17912

Institute Name: Narasaraopeta Institute of Pharmaceutical Sciences


[← Go Back \(/DCS/Home\)](#)

Full Report

Sanctioned (Approved) Intake


Academic Year	2017-18	2016-17	2015-16	2014-15	2013-14	2012-13
UG [4 Years Program(s)]: Sanctioned (approved) students intake	100	100	100	100	---	---
PG [2 Years Program(s)]	90	90	---	---	---	---
PG-[6 Years Program(s)]	30	30	30	30	30	30

Total Actual Student Strength (Program(s) Offered by Your Institution)


PRINCIPAL
NARASARAOPETA INSTITUTE OF
PHARMACEUTICAL SCIENCES
Kotappakunda Road, YELLAMANDA (PO.
NARASARAOPET - 522 601
Guntur (Dt.), A.P

(All programs of all years)	No. of Male Students	No. of Female Students	Total Students	Within State (Including male & female)	Outside State (Including male & female)	Outside Country (Including male & female)	Economically Backward (Including male & female)	Socially Challenged (SC+ST+OBC Including male & female)	No. of students receiving full tuition fee reimbursement from the State and Central Government	No. of students receiving full tuition fee reimbursement from Institution Funds	No. of students receiving full tuition fee reimbursement from the Private Bodies	No. of students who are not receiving full tuition fee reimbursement
UG [4 Years Program(s)]	137	155	292	292	0	0	71	138	48	0	0	161
PG [2 Years Program(s)]	20	39	59	59	0	0	20	31	16	0	0	35
PG [6 Years Program(s)]	54	105	159	158	1	0	23	63	21	0	0	65

Placement & Higher Studies


PRINCIPAL
NARASARAOPETA INSTITUTE OF
PHARMACEUTICAL SCIENCES
 Kotappakonda Road, YELLAMANDA (PO.),
 NARASARAOPET - 522 601
 Guntur (Dt.), A.P

UG [4 Years Program(s)]: Placement & higher studies for previous 3 years

Academic Year	No. of first year students intake in the year	No. of first year students admitted in the year	Academic Year	No. of students admitted through Lateral entry	Academic Year	No. of students graduating in minimum stipulated time	No. of students placed	Median salary of placed graduates (Amount in Rs.)	No. of students selected for Higher Studies
(2012-13)	100	42	(2013-14)	0	(2015-16)	40	30	300000 (Three Lakhs Only)	8
(2013-14)	100	69	(2014-15)	0	(2016-17)	59	35	320000 (Three Lakhs Twenty Thousand Only)	17
(2014-15)	100	39	(2015-16)	0	(2017-18)	36	31	350000 (Three Lakhs Fifty Thousand Only)	5

PG [2 Years Program(s)]: Placement & higher studies for previous 3 years

Academic Year	No. of first year students intake in the year	No. of first year students admitted in the year	Academic Year	No. of students graduating in minimum stipulated time	No. of students placed	Median salary of placed graduates (Amount in Rs.)	No. of students selected for Higher Studies
(2014-15)	90	49	(2015-16)	26	15	450000 (Four Lakhs Fifty Thousand Only)	1
(2015-16)	90	50	(2016-17)	17	10	470000 (Four Lakhs Seventy Thousand Only)	4
(2016-17)	90	23	(2017-18)	7	5	520000 (Five Lakhs Twenty Thousand Only)	1

PG [6 Years Program(s)]: Placement & higher studies for previous 3 years

Academic Year	No. of first year students intake in the year	No. of first year students admitted in the year	Academic Year	No. of students graduating in minimum stipulated time	No. of students placed	Median salary of placed graduates (Amount in Rs.)	No. of students selected for Higher Studies
(2010-11)	30	30	(2015-16)	0	0	0 (Zero)	0
(2011-12)	30	30	(2016-17)	0	0	0 (Zero)	0
(2012-13)	30	30	(2017-18)	29	27	275000 (Two Lakhs Seventy Five Thousand Only)	0

Ph.D Student Details

Ph.D (Student pursuing doctoral program till 2017-18; Students admitted in the academic year 2018-19 should not be entered here.)

	Total Students
Full Time	0
Part Time	0

No. of Ph.D students graduated (including Integrated Ph.D)

	2017-18	2016-17	2015-16
Full Time	0	0	0
Part Time	0	0	0

Financial Resources: Utilised Amount for the Capital & Operational expenditure for previous 3 years

Financial Year	2017-18	2016-17	2015-16
	Utilised Amount	Utilised Amount	Utilised Amount
Annual Capital Expenditure on Academic Activities and Resources (excluding expenditure on buildings)			
Library	133942 (One Lakh Thirty Three Thousand Nine Hundred and Forty Two Only)	276711 (Two Lakhs Seventy Six Thousand Seven Hundred and Eleven Only)	53660 (Fifty Three Thousand Six Hundred and Sixty Only)
New Equipment for Laboratories	1127724 (Eleven Lakhs Twenty Seven Thousand Seven hundred and Twenty Four Only)	81107 (Eighty One Thousand One Hundred and Seven Only)	3240 (Three Thousand Two Hundred and Fourty Only)
Other expenditure on creation of Capital Assets (excluding expenditure on Land and Building)	2493628 (Twenty Four Lakhs Ninty Three Thousand Six Hundred and Twenty Eight Only)	3559407 (Thirty Five Lakhs Fifty Nine Thousand Four Hundred and Seven Only)	2551750 (Twenty Five Lakhs Fifty One Thousand Seven Hundred and Fifty Only)
Annual Operational Expenditure			
Salaries (Teaching and Non Teaching staff)	13231700 (Thirteen Crore Twenty Three Lakhs One Thousand Seven Hundred Only)	7239846 (Seventy Two Lakhs Thirty Ninve Thousand Eight Hundred and Fourty Six Only)	6710062 (Sixty Seven Lakhs Ten Thousand and Sixty Two Only)
Maintenance of Academic Infrastructure or consumables, other running expenditures etc. (excluding maintenance of hostels and allied services)	2922973 (Twenty Nine Lakhs Twenty Two Thousand Nine Hundred and Seventy Three Only)	1296508 (Twelve Lakhs Ninty Six Thousand Five Hundred and Eight Only)	790662 (Seven Lakhs Ninty Thousand Six Hundred and Sixty Two Only)
Seminars/Conferences/Workshops	194730 (One Lakh Ninty Four Thousand Seven Hundred and Thirty Only)	21590 (Twenty One Thousand Five Hundred and Ninty Only)	48703 (Fourty Eight Thousand Seven Hundred and Three Only)

IPR

Calendar year	2017	2016	2015
No. of Patents Published	0	0	0
No. of Patents Granted	0	0	0

Sponsored Research Details

Financial Year	2017-18	2016-17	2015-16
Total no. of Sponsored Projects	1	0	0
Total no. of Funding Agencies	1	0	0
Total Amount Received (Amount in Rupees)	50000	0	0
Amount Received in Words	Rupees Fifty Thousand Only	Zero	Zero

Consultancy Project Details

Financial Year	2017-18	2016-17	2015-16
Total no. of Consultancy Projects	2	0	0
Total no. of Client Organizations	2	0	0
Total Amount Received (Amount in Rupees)	190000	0	0

Financial Year	2017-18	2016-17	2015-16
Amount Received in Words	Rupees One Lakh Ninty Thousand Only	Zero	Zero

PCS Facilities: Facilities of physically challenged students

1. Do your institution buildings have Lifts/Ramps?	Yes, more than 80% of the buildings
2. Do your institution have provision for walking aids, including wheelchairs and transportation from one building to another for handicapped students?	Yes
3. Do your institution buildings have specially designed toilets for handicapped students?	Yes, more than 80% of the buildings

Faculty Details

1. How many faculty members of your institution have received highly reputed national/international awards/recognition from Central government agencies in the previous year (2017-18)?	1
-----------------------------------------------------------------------------------------------------------------------------------------------------------------------------------------	---

Srno	Name	Age	Designation	Gender	Qualification	Experience (In Months)	Is Associated Last Year	Currently working with institution?	Joining Date	Leaving Date	Association type
1	Ms BOPPUDI BHUVANA	24	Assistant Professor	Female	Doctor of Pharmacy	16	No	Yes	03-11-2017	---	Regular
2	Dr N V PRAVEEN KUMAR TAVVA	35	Associate Professor	Male	Doctor of Pharmacy	106	Yes	Yes	01-11-2012	---	Regular

3	DR J N SURESH KUMAR	49	Professor	Male	Ph.D	300	Yes	Yes	10-05-2012	---	Regular
4	Mr MYLA VENKATA ANJANEYULU	31	Associate Professor	Male	M. Pharm	60	Yes	Yes	01-08-2012	---	Regular
5	Mr KOPPURAVURI NAGA PRASHANT	30	Associate Professor	Male	M. Pharm	94	Yes	Yes	15-11-2012	---	Regular
6	Mrs GAVINI SWARUPA RANI	33	Associate Professor	Female	M. Pharm	96	Yes	Yes	23-11-2012	---	Regular
7	Mr KAIPU MALLIKARJUNA REDDY	34	Associate Professor	Male	M. Pharm	124	Yes	Yes	02-06-2013	---	Regular
8	Mr SREENIVASA REDDY GADDAM	32	Associate Professor	Male	M. Pharm	71	Yes	Yes	01-11-2014	---	Regular
9	Dr CHANDAN KUMAR BRAHMA	39	Professor	Male	Ph.D	137	Yes	Yes	03-11-2014	---	Regular
10	Mr BHUSARAPU SATYA PRASAD	28	Associate Professor	Male	M. Pharm	58	Yes	Yes	07-01-2015	---	Regular
11	Mrs YEJERLA RATNA KUMARI	33	Associate Professor	Female	M. Pharm	84	Yes	Yes	23-09-2015	---	Regular
12	Mr KUMBHA SRINIVASA RAO	29	Associate Professor	Male	M. Pharm	39	Yes	Yes	10-08-2015	---	Regular
13	Mr SHAIK RASOOL	32	Assistant Professor	Male	M. Pharm	49	Yes	Yes	09-09-2015	---	Regular
14	Dr TAMGIRALA NAGA RAVI KIRAN	32	Professor	Male	M. Pharm	108	Yes	Yes	11-06-2016	---	Regular
15	Mrs A VS MADHU LATHA	31	Associate Professor	Female	M. Pharm	96	Yes	Yes	11-06-2016	---	Regular

16	Ms VALLAMBOTLA PAVANI	26	Assistant Professor	Female	Doctor of Pharmacy	34	Yes	Yes	15-06-2016	---	Regular
17	Mr CHANDOLU VENKATA ROHIT KUMAR	26	Assistant Professor	Male	Doctor of Pharmacy	29	Yes	Yes	15-06-2016	---	Regular
18	Ms NAGOTHU JOE SINDHURI	26	Assistant Professor	Female	Doctor of Pharmacy	26	Yes	Yes	04-08-2016	---	Regular
19	Mr KOTA MAHENDRA KUMAR	28	Assistant Professor	Male	M. Pharm	38	Yes	Yes	09-09-2015	---	Regular
20	Mr VENKATESWARLU GUDDATI	33	Associate Professor	Male	M. Pharm	108	Yes	Yes	20-06-2016	---	Regular
21	Mr PILLI SURYA BHASKARA RAO	28	Assistant Professor	Male	M. Pharm	36	Yes	Yes	01-07-2016	---	Regular
22	Dr VIJAYABHASKARAREDDY T	34	Professor	Male	Ph.D	144	Yes	Yes	01-11-2016	---	Regular
23	Mrs YAMARTHI PRATHYUSHA	25	Assistant Professor	Female	MSc(Statistics)	43	Yes	Yes	29-08-2016	---	Regular
24	Dr HARI RAGHU RAM DESU	42	Professor	Male	Ph.D	169	Yes	Yes	15-12-2016	---	Regular
25	Mrs SANIKOMMU CHARISHMA	28	Assistant Professor	Female	M. Pharm	13	Yes	Yes	01-07-2017	---	Regular
26	Dr SHAIK FARAHAN SUBAHAN	25	Assistant Professor	Male	Doctor of Pharmacy	17	Yes	Yes	01-02-2017	---	Regular
27	Dr AVALA MANIKANTA KUMAR	32	Professor	Male	Ph.D	144	Yes	Yes	06-02-2017	---	Regular
28	Mr SYED GOUSE FIROZ	26	Assistant Professor	Male	M. Pharm	30	Yes	Yes	02-06-2017	---	Regular

29	Mrs DESU PREMA LATHA	38	Assistant Professor	Female	M.A	96	Yes	Yes	19-06-2017	---	Regular
30	Mrs SIVARATHRI V PADMAVATHI	27	Assistant Professor	Female	M. Pharm	16	Yes	Yes	05-07-2017	---	Regular
31	S BHARAT KUMAR KATTAMURI	30	Assistant Professor	Male	M. Pharm	36	Yes	Yes	05-07-2017	---	Regular
32	Ms GURRAPU SINDHU SRAVANTHI	25	Assistant Professor	Female	M. Pharm	24	Yes	Yes	28-07-2017	---	Regular
33	Mr SHAIK ABDUL SALEEM	32	Associate Professor	Male	M. Pharm	94	Yes	Yes	01-08-2017	---	Regular
34	Mr MURIKIPUDI KOTESWARA RAO	33	Assistant Professor	Male	M. Pharm	80	No	Yes	05-07-2017	---	Regular
35	Mr HARI KRISHNA KOMMANABOINA	24	Assistant Professor	Male	Doctor of Pharmacy	18	No	Yes	03-11-2017	---	Regular
36	Mr MALEPATI RAMA KRISHNA	36	Associate Professor	Male	M. Pharm	118	No	Yes	03-11-2017	---	Regular
37	Mr P N M KAMAL	29	Assistant Professor	Male	M. Pharm	66	No	Yes	05-07-2017	---	Regular
38	Mr PUNATI LINGESWARA RAO	39	Associate Professor	Male	M. Pharm	140	No	Yes	11-05-2017	---	Regular
39	Mr ARAVAPALLI PHANI KUMAR	29	Assistant Professor	Male	M. Pharm	47	Yes	Yes	01-04-2015	---	Regular
40	Mr ADAVATH SRINU	31	Assistant Professor	Male	M. Pharm	10	No	Yes	06-03-2018	---	Regular
41	Mr D Pardha Saradhi	32	Assistant Professor	Male	M. Pharm	9	No	Yes	06-03-2018	---	Regular

42	Mr Chindala Laxman Reddy	28	Assistant Professor	Male	M. Pharm	9	No	Yes	06-03-2018	---	Regular
43	Dr Inturi Srikanth	33	Professor	Male	Ph.D	126	No	Yes	04-06-2018	---	Regular
44	Mrs Mediboina Kasturi	27	Assistant Professor	Female	M. Pharm	60	No	Yes	04-06-2018	---	Regular
45	Mrs Y Suvarna	29	Associate Professor	Female	M. Pharm	84	No	Yes	05-09-2018	---	Regular
46	Mr K Sri Rama Krishna	39	Associate Professor	Male	M. Pharm	96	No	Yes	01-08-2018	---	Regular
47	Mr K Hari Prasath	38	Associate Professor	Male	M. Pharm	96	No	Yes	04-06-2018	---	Regular
48	Dr S Bhavya sai	23	Assistant Professor	Female	M. Pharm	16	No	Yes	23-07-2018	---	Regular
49	Mr K PRAVEEN KUMAR	27	Assistant Professor	Male	M. Pharm	43	Yes	Yes	15-04-2015	---	Regular
50	Mr CHIMATA SRIKANTH	30	Assistant Professor	Male	M. Pharm	44	Yes	Yes	10-08-2015	---	Regular
51	Mr SRIHARSHA KOREDDI	32	Assistant Professor	Male	M. Pharm	81	Yes	Yes	01-07-2016	---	Regular
52	Mrs NAMATHOTI JYOTHIRMAI	26	Assistant Professor	Female	M. Pharm	27	Yes	Yes	15-06-2016	---	Regular
53	Mr S V SIVA SATYANARAYANA	35	Associate Professor	Male	M. Pharm	108	Yes	Yes	03-10-2015	---	Regular
54	Mr MOGGU MURALI KRISHNA	29	Assistant Professor	Male	M. Pharm	41	Yes	Yes	01-06-2015	---	Regular





National Institutional Ranking Framework
Ministry of Human Resource Development
Government of India



Welcome to Data Capturing System: PHARMACY

Institute ID: IR-1-P-P-C-17912

Institute Name: Narasaraopeta Institute of Pharmaceutical Sciences, Kotappakonda Road, Yellamanda (P.O), Narasaraopet (Md) PIN- 522 601,(CC-CD)


[← Go Back \(/DCS/Home\)](#)

Full Report

Sanctioned (Approved) Intake


Academic Year	2016-17	2015-16	2014-15	2013-14	2012-13	2011-12
UG [4 Years Program(s)]	120	120	120	180	---	---
PG [2 Years Program(s)]	90	90	---	---	---	---
PG-[6 Years Program(s)]	30	30	30	30	30	0

Total Actual Student Strength (Program(s) Offered by Your Institution)


PRINCIPAL
NARASARAOPETA INSTITUTE OF
PHARMACEUTICAL SCIENCES
 Kotappakonda Road, YELLAMANDA (PO),
 NARASARAOPET - 522 601
 Guntur (Dt.), A.P.

(All programs of all years)	No. of Male Students	No. of Female Students	Total Students	Within State (Including male & female)	Outside State (Including male & female)	Outside Country (Including male & female)	Economically Backward (Including male & female)	Socially Challenged (SC+ST+OBC Including male & female)	No. of students receiving Freeships / Scholarships from the State and Central Government	No. of students receiving Freeships / Scholarships from Institution Funds	No. of students receiving Freeships / Scholarships from the Private Bodies	No. of students who are not receiving any Freeships / Scholarships
UG [4 Years Program(s)]	145	125	270	270	0	0	107	163	196	0	0	74
PG [2 Years Program(s)]	22	51	73	73	0	0	17	56	50	0	0	23
PG [6 Years Program(s)]	44	88	132	132	0	0	52	80	73	0	0	59

Placement & Higher Studies




PRINCIPAL
NARASARAOPETA INSTITUTE OF
PHARMACEUTICAL SCIENCES
 Kotappakonda Road, YELLAMANDA (PO.)
 NARASARAOPET - 522 801
 Guntur (Dt.), A.P.

UG [4 Years Program(s)]: Placement & higher studies for previous 3 years

Academic Year	No. of first year students intake in the year	No. of first year students admitted in the year	Academic Year	No. of students admitted through Lateral entry	Academic Year	No. of students graduating in minimum stipulated time	No. of students placed	Median salary of placed graduates (Amount in Rs.)	No. of students selected for Higher Studies
(2011-12)	180	14	(2012-13)	0	(2014-15)	11	6	180000 (ONE LAKH EIGHTY THOUSAND)	5
(2012-13)	180	42	(2013-14)	0	(2015-16)	38	25	180000 (ONE LAKH EIGHTY THOUSAND)	13
(2013-14)	180	69	(2014-15)	0	(2016-17)	58	28	168000 (ONE LAKH SIXTY EIGHT THOUSAND)	30

PG [2 Years Program(s)]: Placement & higher studies for previous 3 years

Academic Year	No. of first year students intake in the year	No. of first year students admitted in the year	Academic Year	No. of students graduating in minimum stipulated time	No. of students placed	Median salary of placed graduates (Amount in Rs.)	No. of students selected for Higher Studies
(2013-14)	90	41	(2014-15)	41	41	240000 (TWO LAKHS FOURTY THOUSAND)	0
(2014-15)	90	46	(2015-16)	46	46	240000 (TWO LAKHS FOURTY THOUSAND)	0
(2015-16)	90	50	(2016-17)	50	50	264000 (TWO LAKHS SIXTY FOUR THOUSAND)	0


 PRINCIPAL
 NARASARAOPETA INSTITUTE OF
 PHARMACEUTICAL SCIENCES
 Kotappakonda Road, YELLAMANDA (P.O.)
 NARASARAOPET - 522 801
 Guntur (D.C.), A.P.

PG [6 Years Program(s)]: Placement & higher studies for previous 3 years

Academic Year	No. of first year students intake in the year	No. of first year students admitted in the year	Academic Year	No. of students graduating in minimum stipulated time	No. of students placed	Median salary of placed graduates (Amount in Rs.)	No. of students selected for Higher Studies
(2009-10)	0	0	(2014-15)	0	0	0 (Zero)	0
(2010-11)	0	0	(2015-16)	0	0	0 (Zero)	0
(2011-12)	0	0	(2016-17)	0	0	0 (Zero)	0


Ph.D Student Details

Ph.D (Student pursuing doctoral program till 2016-17; Students admitted in the academic year 2017-18 should no be entered here).

	Total Students
Full Time	0
Part Time	0

No. of Ph.D students graduated (including Integrated Ph.D)

	2016-17	2015-16	2014-15
Full Time	0	0	0
Part Time	0	0	0


 PRINCIPAL
 NARASARAOPETA INSTITUTE OF
 PHARMACEUTICAL SCIENCES
 Kotappakonda Road, YELLAMANDA (P.O.)
 AP 517 501

Financial Resources: Utilised Amount for the Capital & Operational expenditure for previous 3 years

Financial Year	2016-17	2015-16	2014-15
	Utilised Amount	Utilised Amount	Utilised Amount
Annual Capital Expenditure on Academic Activities and Resources (excluding expenditure on buildings)			
Library	276711 (TWO LAKHS SEVENTY SIX THOUSAND SEVEN HUNDRED AND ELEVEN ONLY)	53660 (FIFTY THREE THOUSAND SIX HUNDRED AND SIXTY ONLY)	42560 (FOURTY TWO THOUSAND FIVE HUNDRED AND SIXTY ONLY)
New Equipment for Laboratories	81107 (EIGHTY ONE THOUSAND ONE HUNDRED AND SEVEN ONLY)	3240 (THREE THOUSAND TWO HUNDRED AND FORTY ONLY)	2810 (TWO THOUSAND EIGHT HUNDRED AND TEN ONLY)
Engineering Workshops	0 (ZERO)	319118 (THREE LAKHS NINETEEN THOUSAND ONE HUNDRED AND EIGHTEEN ONLY)	229667 (TWO LAKHS TWENTY NINE THOUSAND SIX HUNDRED AND SIXTY SEVEN ONLY)
Studios	0 (ZERO)	0 (ZERO)	0 (ZERO)
Other expenditure on creation of Capital Assets (excluding expenditure on Land and Building)	3559407 (THIRTY FIVE LAKHS FIFTY NINE THOUSAND FOUR HUNDRED AND SEVEN ONLY)	2751750 (TWENTY SEVEN LAKHS FIFTY ONE THOUSAND SEVEN HUNDRED AND FIFTY ONLY)	2738472 (TWENTY SEVEN LAKHS THIRTY EIGHT THOUSAND FOUR HUNDRED AND SEVENTY TWO ONLY)
Annual Operational Expenditure			
Salaries (Teaching and Non Teaching staff)	7239846 (SEVENTY TWO LAKHS THIRTY NINE THOUSAND EIGHT HUNDRED AND FORTY SIX ONLY)	6710062 (SIXTY SEVEN LAKHS TEN THOUSAND AND SIXTY TWO ONLY)	8205255 (EIGHTY TWO LAKHS FIVE THOUSAND TWO HUNDRED AND FIFTY FIVE ONLY)
Maintenance of Academic Infrastructure or consumables, other running expenditures etc. (excluding maintenance of hostels and allied services)	1296508 (TWELVE LAKHS NINETY SIX THOUSAND FIVE HUNDRED AND EIGHT ONLY)	790662 (SEVEN LAKHS NINETY THOUSAND SIX HUNDRED AND SIXTY TWO ONLY)	261306 (TWO LAKHS SIXTY ONE THOUSAND THREE HUNDRED AND SIX ONLY)

Financial Year	2016-17	2015-16	2014-15
	Utilised Amount	Utilised Amount	Utilised Amount
Seminars/Conferences/Workshops	21590 (TWENTY ONE THOUSAND FIVE HUNDRED AND NINETY ONLY)	48703 (FOURTY EIGHT THOUSAND SEVEN HUNDRED AND THREE ONLY)	4190 (FOUR THOUSAND ONE HUNDRED AND NINETY ONLY)

Earning From Patents(IPR)

Financial Year	2016-17	2015-16	2014-15
Earning From Patents (Amount in Rupees)	0	0	0
Enter Amount in Words	ZERO	ZERO	ZERO

Sponsored Research Details

Financial Year	2016-17	2015-16	2014-15
Total no. of Sponsored Projects	0	0	0
Total no. of Funding Agencies	0	0	0
Total Amount Received (Amount in Rupees)	0	0	0
Amount Received in Words	Zero	Zero	Zero

Consultancy Project Details

Consultancy Project Details

Financial Year	2016-17	2015-16	2014-15
Total no. of Consultancy Projects	0	0	0
Total no. of Client Organizations	0	0	0
Total Amount Received (Amount in Rupees)	0	0	0
Amount Received in Words	Zero	Zero	Zero

PCS Facilities: Facilities of physically challenged students

1. Do your institution buildings have Lifts/Ramps?	Yes, in some of the buildings
2. Do your institution have provision for walking aids, including wheelchairs and transportation from one building to another for handicapped students?	Yes, in some of the buildings
3. Do your institution buildings have specially designed toilets for handicapped students?	Yes, in some of the buildings

Faculty Details

Srno	Name	Age	Designation	Gender	Qualification	Experience (In Months)	Is Associated Last Year	Currently working with institution?	Joining Date	Leaving Date	Association type
1	Dr AVALA MANIKANTA KUMAR	31	Professor	Male	Ph.D	132	Yes	Yes	06-02-2017	---	Regular

2	Dr CHANDAN KUMAR BRAHMA	38	Professor	Male	Ph.D	125	Yes	Yes	03-11-2014	---	Regular
3	Dr HARI RAGHU RAM DESU	41	Professor	Male	Ph.D	157	Yes	Yes	15-12-2016	---	Regular
4	DR J N SURESH KUMAR	48	Professor	Male	Ph.D	288	Yes	Yes	10-05-2012	---	Regular
5	Dr N V PRAVEEN KUMAR TAVVA	34	Associate Professor	Male	Doctor of Pharmacy	96	Yes	Yes	01-11-2012	---	Regular
6	Dr SHAIK FARAHAN SUBAHAN	24	Assistant Professor	Male	Doctor of Pharmacy	5	Yes	Yes	01-02-2017	---	Regular
7	Dr VIJAYABHASKARAREDDY T	33	Professor	Male	Ph.D	132	Yes	Yes	01-11-2016	---	Regular
8	Mr ARAVAPALLI PHANI KUMAR	28	Assistant Professor	Male	M. Pharm	31	Yes	Yes	01-04-2015	---	Regular
9	Mr BHUSARAPU SATYA PRASAD	27	Assistant Professor	Male	M. Pharm	38	Yes	Yes	07-01-2015	---	Regular
10	Mr CHANDOLU VENKATA ROHIT KUMAR	25	Assistant Professor	Male	Doctor of Pharmacy	17	Yes	Yes	15-06-2016	---	Regular
11	Mr CHIMATA SRIKANTH	29	Assistant Professor	Male	M. Pharm	27	Yes	Yes	10-08-2015	---	Regular
12	Mr GUNDA RAGHAVENDRA KUMAR	32	Assistant Professor	Male	M. Pharm	54	Yes	Yes	17-10-2013	---	Regular
13	Mr HARI KRISHNA KOMMANABOINA	23	Assistant Professor	Male	Doctor of Pharmacy	2	No	Yes	03-11-2017	---	Regular


PRINCIPAL
NARASARAOPETA INSTITUTE OF
PHARMACEUTICAL SCIENCES
 Kolappakonda Road, YELLAMANDA (PO.)

14	Mr K PRAVEEN KUMAR	26	Assistant Professor	Male	M. Pharm	31	Yes	Yes	15-04-2015	---	Regular
15	Mr KAIPU MALLIKARJUNA REDDY	33	Associate Professor	Male	M. Pharm	112	Yes	Yes	02-06-2013	---	Regular
16	Mr KARRI JEMINI CHARAN	25	Assistant Professor	Male	Doctor of Pharmacy	11	Yes	Yes	13-06-2017	---	Regular
17	Mr KOTA MAHENDRA KUMAR	27	Assistant Professor	Male	M. Pharm	26	Yes	Yes	09-09-2015	---	Regular
18	Mr KUMBHA SRINIVASA RAO	28	Associate Professor	Male	M. Pharm	27	Yes	Yes	10-08-2015	---	Regular
19	Mr MALEPATI RAMA KRISHNA	35	Associate Professor	Male	M. Pharm	106	No	Yes	03-11-2017	---	Regular
20	Mr MANYAM SIVA NAGA RAJU	32	Assistant Professor	Male	M. Pharm	37	Yes	Yes	10-06-2015	---	Regular
21	Mr MOGGU MURALI KRISHNA	28	Assistant Professor	Male	M. Pharm	30	Yes	Yes	01-06-2015	---	Regular
22	Mr MOHAMMAD RIYAZ	31	Assistant Professor	Male	M. Pharm	31	Yes	Yes	01-05-2015	---	Regular
23	Mr MURIKIPUDI KOTESWARA RAO	32	Assistant Professor	Male	M. Pharm	68	No	Yes	05-07-2017	---	Regular
24	Mr MYLA VENKATA ANJANEYULU	30	Assistant Professor	Male	M. Pharm	64	Yes	Yes	01-08-2012	---	Regular
25	Mr P N M KAMAL	28	Assistant Professor	Male	M. Pharm	42	No	Yes	05-07-2017	---	Regular



 PRINCIPAL
 NARASARAOPETA INSTITUTE OF
 PHARMACEUTICAL SCIENCES
 Chintamani Road, VELLAMANDA (PO)

26	Mr PILLI SURYA BHASKARA RAO	27	Assistant Professor	Male	M. Pharm	24	Yes	Yes	01-07-2016	---	Regular
27	Mr POTTI SANTOSH KUMAR	29	Assistant Professor	Male	M. Pharm	30	Yes	Yes	01-06-2015	---	Regular
28	Mr PUNATI LINGESWARA RAO	38	Associate Professor	Male	M. Pharm	123	No	Yes	11-05-2017	---	Regular
29	Mr S V SIVA SATYANARAYANA	34	Associate Professor	Male	M. Pharm	102	Yes	Yes	03-10-2015	---	Regular
30	Mr SHAIK ABDUL SALEEM	31	Assistant Professor	Male	M. Pharm	70	Yes	Yes	01-08-2017	---	Regular
31	Mr SHAIK MUNWAR	34	Assistant Professor	Male	M. Pharm	72	Yes	Yes	05-06-2017	---	Regular
32	Mr SHAIK RASOOL	31	Assistant Professor	Male	M. Pharm	26	Yes	Yes	09-09-2015	---	Regular
33	Mr SREENIVASA REDDY GADDAM	31	Assistant Professor	Male	M. Pharm	36	Yes	Yes	01-11-2014	---	Regular
34	Mr SRIHARSHA KOREDDI	31	Assistant Professor	Male	M. Pharm	52	Yes	Yes	01-07-2016	---	Regular
35	Mr SYED GOUSE FIROZ	25	Assistant Professor	Male	M. Pharm	18	Yes	Yes	02-06-2017	---	Regular
36	Mr TALABATTULA AJAY KUMAR	28	Assistant Professor	Male	M. Pharm	31	Yes	Yes	01-06-2015	---	Regular
37	Mr TAMGIRALA NAGA RAVI KIRAN	31	Associate Professor	Male	M. Pharm	96	Yes	Yes	11-06-2016	---	Regular

PRINCIPAL
NARASARAOPETA INSTITUTE OF
PHARMACEUTICAL SCIENCES
Kotappakonda Road, YELLAMANDA (PO)

38	Mr TIRUPATHI MOHAN BABU	30	Assistant Professor	Male	M. Pharm	28	Yes	Yes	10-05-2015	---	Regular
39	Mr VENKATESWARLU GUDDATI	32	Associate Professor	Male	M. Pharm	96	Yes	Yes	20-06-2016	---	Regular
40	Mr KOPPURAVURI NAGA PRASHANT	29	Assistant Professor	Male	M. Pharm	77	Yes	Yes	15-11-2012	---	Regular
41	Mrs A VS MADHU LATHA	30	Assistant Professor	Female	M. Pharm	84	Yes	Yes	11-06-2016	---	Regular
42	Mrs DESU PREMA LATHA	37	Assistant Professor	Female	M.A	84	Yes	Yes	19-06-2017	---	Regular
43	Mrs GAVINI SWARUPA RANI	32	Assistant Professor	Female	M. Pharm	84	Yes	Yes	23-11-2012	---	Regular
44	Mrs NAMATHOTI JYOTHIRMAI	25	Assistant Professor	Female	M. Pharm	17	Yes	Yes	15-06-2016	---	Regular
45	Mrs SANIKOMMU CHARISHMA	27	Assistant Professor	Female	M. Pharm	1	Yes	Yes	01-07-2017	---	Regular
46	Mrs SIVARATHRI V PADMAVATHI	26	Assistant Professor	Female	M. Pharm	4	Yes	Yes	05-07-2017	---	Regular
47	Mrs YAMARTHI PRATHYUSHA	24	Assistant Professor	Female	MSc(Statistics)	31	Yes	Yes	29-08-2016	---	Regular
48	Mrs YEJERLA RATNA KUMARI	32	Assistant Professor	Female	M. Pharm	79	Yes	Yes	23-09-2015	---	Regular
49	Ms BOPPUDI BHUVANA	23	Assistant Professor	Female	Doctor of Pharmacy	6	No	Yes	03-11-2017	---	Regular

50	Ms GURRAPU SINDHU SRAVANTHI	24	Assistant Professor	Female	M. Pharm	3	Yes	Yes	28-07-2017	---	Regular
51	Ms NAGOTHU JOE SINDHURI	25	Assistant Professor	Female	Doctor of Pharmacy	14	Yes	Yes	04-08-2016	---	Regular
52	Ms VALLAMBOTLA PAVANI	25	Assistant Professor	Female	Doctor of Pharmacy	15	Yes	Yes	15-06-2016	---	Regular
53	S BHARAT KUMAR KATTAMURI	29	Assistant Professor	Male	M. Pharm	24	Yes	Yes	05-07-2017	---	Regular


PRINCIPAL
NARASARAOPETA INSTITUTE OF
PHARMACEUTICAL SCIENCES
 Kotappakonda Road, YELLAMANDA (PO.
 NARASARAOPET - 522 001
 Guntur (Dt.), A.P